

**NOW AVAILABLE
INQUIRE AT COUNTER**



**1 Hour F Rating
wood or metal frame**

New!

New!



3D

4D

350


425

An innovative, space saving "smart idea" that
installs in the wall behind the dryer appliance

the dryerbox

www.dryerbox.com (888) 443-7937

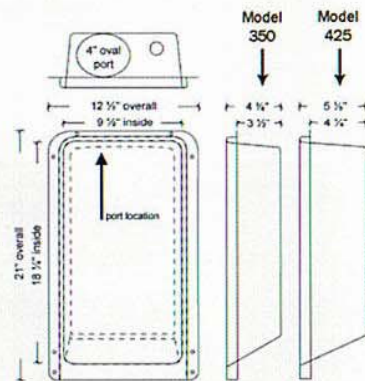
Model 425 Shown



- Dryer can be installed right up against the wall
- Prevents flex transition hose from getting "squished"
- Lint build-up is minimized and efficiency is increased
- Applauded by Architects & Mechanical Inspectors
- HVAC Contractor gains a 5 foot credit in duct run length
- Dryerbox® doubles as a gas connection receptacle
- Meets the requirements as a "clean-out" for Mech Code
- Laundry room appears larger to prospects
- Heavy 22 gauge aluminized steel molded construction
- Available from over 1,000 supply houses

the dryerbox®

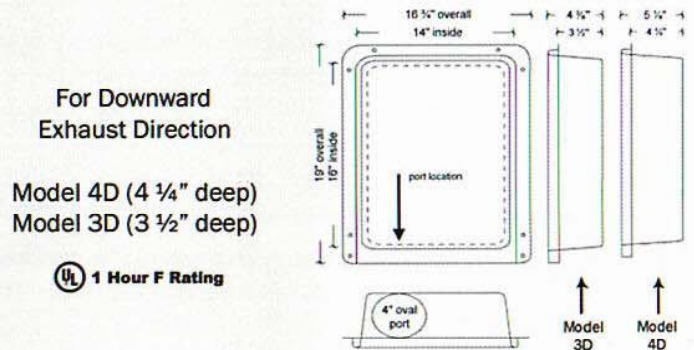
Over 600,000 installed
22 gauge aluminum steel
Gain 5 foot of duct run



For Upward
Exhaust Direction

Model 425 (4 1/4" deep)
Model 350 (3 1/2" deep)

UL 1 Hour F Rating



For Downward
Exhaust Direction

Model 4D (4 1/4" deep)
Model 3D (3 1/2" deep)

UL 1 Hour F Rating

Inquire at your local HVAC or plumbing supply house